

**MODEL:** TransPower™ AGM 31

**DIMENSIONS:** inches (mm)

**BATTERY:** VRLA AGM

**COLOR:** Maroon (case/cover)

**MATERIAL:** Polypropylene



## PRODUCT SPECIFICATION

BCI GROUP SIZE	TYPE	CAPACITY <sup>A</sup> Minutes	CRANKING Performance		CAPACITY <sup>B</sup> Amp-Hours (AH)			TERMINAL Type	DIMENSIONS <sup>C</sup> Inches (mm)			WEIGHT lbs. (kg)
		@25 Amps	C.C.A. <sup>D</sup> @0°F	C.A. <sup>E</sup> @32°F	5-Hr Rate	20-Hr Rate	100-Hr Rate		Length	Width	Height <sup>F</sup>	
		12 VOLT STARTING AGM BATTERY										
31	TransPower™ AGM 31	200	1000	1200	88	102	105	11	13-7/16 (341)	6-13/16 (174)	9-1/4 (234)	75 (34)

- A. The number of minutes a battery can deliver when discharged at a constant rate at 80°F (27°C) and maintain a voltage above 1.75 V/cell. Capacities are based on nominal performance.
- B. The amount of amp-hours (AH) a battery can deliver when discharged at a constant rate at 80°F (27°C) for the 20-Hour and 100-Hour rates and 86°F (30°C) for the 5-Hour rate and maintain a voltage above 1.75 V/cell. Capacities are based on nominal performance.
- C. Dimensions are based on nominal size. Dimensions may vary depending on type of handle or terminal.
- D. C.C.A. (Cold Cranking Amps) - the discharge load in amperes which a new, fully charged battery can maintain for 30 seconds at 0°F at a voltage above 1.2 V/cell.
- E. C.A. (Cranking Amps) - the discharge load in amperes which a new, fully charged battery can maintain for 30 seconds at 32°F at a voltage above 1.2 V/cell. This is sometimes referred to as marine cranking amps @ 32°F or M. C. A. @ 32°F.
- F. Dimensions taken from bottom of the battery to the highest point on the battery. Heights may vary depending on type of terminal.  
Trojan's battery testing procedures adhere to both BCI and IEC test standards.

## CHARGING INSTRUCTIONS

CHARGER VOLTAGE SETTINGS (AT 77°F/25°C)				
System Voltage	12V	24V	36V	48V
Daily Charge	14.1 – 14.7	28.2 – 29.4	42.3 – 44.1	56.4 – 58.8
Float	13.5	27	40.5	54

Do not install or charge batteries in a sealed or non-ventilated compartment. Constant under or overcharging will damage the battery and shorten its life as with any battery.


## CHARGING TEMPERATURE COMPENSATION

.028 VPC for every 10°F (5.55°C) above or below 77°F (25°C) (add .028 VPC for every 10°F (5.55°C) below 77°F and subtract .028 VPC for every 10°C above 77°F).

## OPERATIONAL DATA

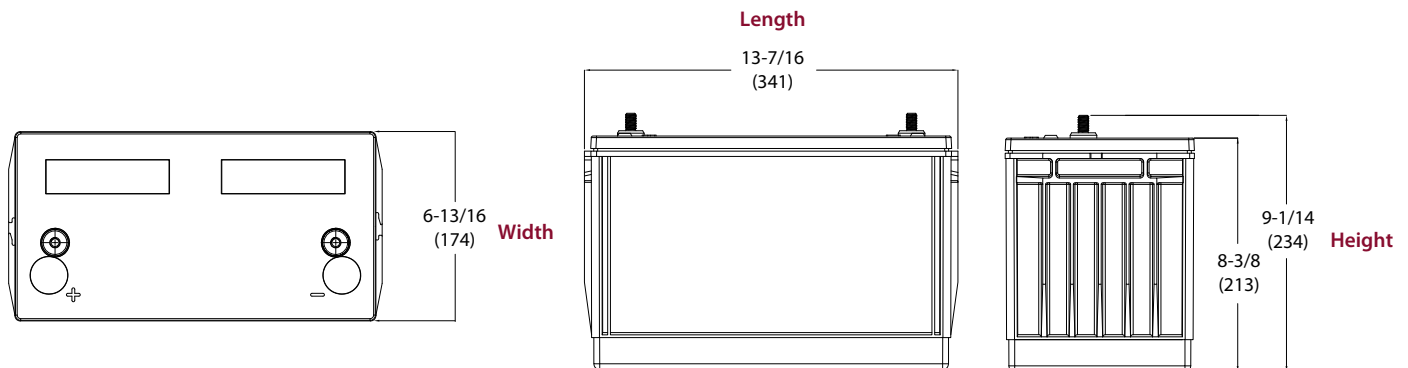
Operating Temperature	Self-discharge
-4°F to 113°F (-20°C to +45°C). At temperatures below 32°F (0°C) maintain a state of charge greater than 60%.	Less than 3% per month depending on storage temperature conditions.

## TERMINAL CONFIGURATIONS

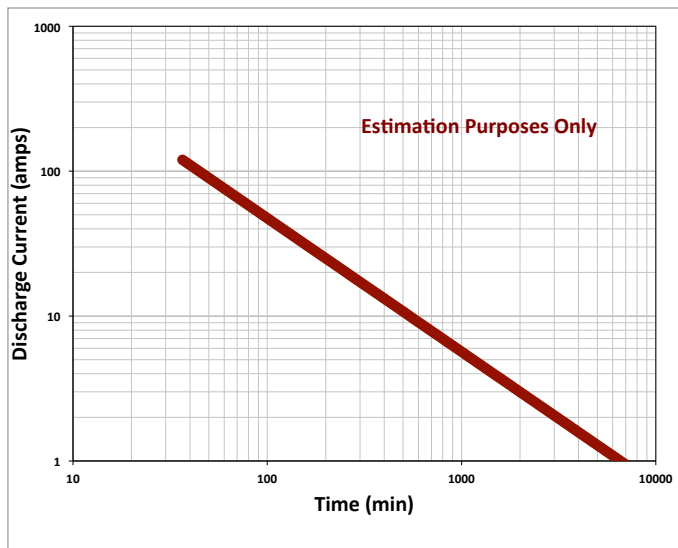
11	ST	Stud Terminal
		Terminal Height Inches (mm)
		16/25 (16)
		Torque Values in-lb (Nm)
		120 – 180 (14 – 20)
		Stud Size
		3/8 – 16

# TRANSPOWER™ AGM 31 DATA SHEET

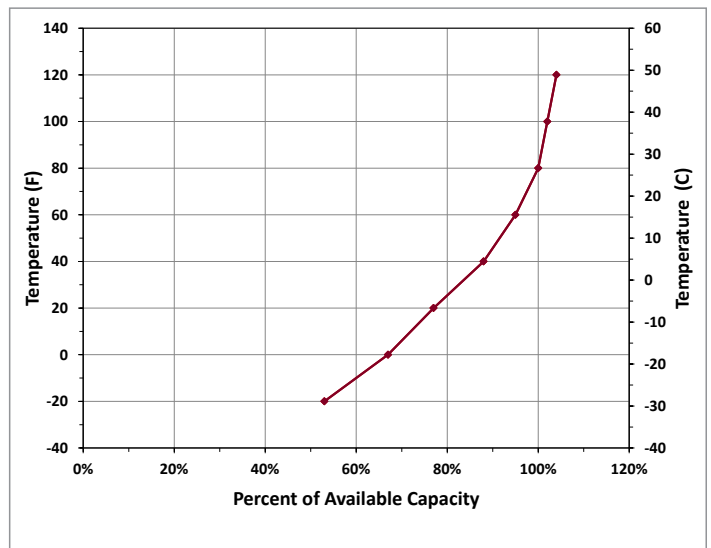
## BATTERY DIMENSIONS (shown with ST)



## TROJAN TRANSPOWER™ AGM 31 PERFORMANCE



## PERCENT CAPACITY VS. TEMPERATURE



Trojan batteries are available worldwide through Trojan's Master Distributor Network. We offer outstanding technical support, provided by full-time application engineers.

**Distributed by Nautimarket srl**  
**Email: [sales@shopenergia.com](mailto:sales@shopenergia.com) - [www.shopenergia.com](http://www.shopenergia.com)**

12380 Clark Street, Santa Fe Springs, CA 90670 • USA